



Usr: subplaneacion  
Rep: rptEstadoPresupuestoEgresos\_FF

# Instituto Tecnológico Superior de Tepeaca Estado de Puebla

Estado del Ejercicio del Presupuesto por Fuente de Financiamiento Al 29/feb/2020

Fecha y hora de Impresión | 13/mar/2020  
11:16 a.m.

Objeto del Gasto	Fuente de Financiamiento	Aprobado	Ampliaciones / (Reducciones)	Presupuesto Vigente	Comprometido	Presupuesto Disponible para Comprometer	Devengado	Comprometido No Devengado	Presupuesto Sin Devengar	Ejercido	Pagado	Cuentas por Pagar Deuda
<b>14</b>	<b>INGRESOS PROPIOS</b>											
<b>3000</b>	<b>SERVICIOS GENERALES</b>	<b>\$252,429.20</b>	<b>\$0.00</b>	<b>\$252,429.20</b>	<b>\$0.00</b>	<b>\$252,429.20</b>	<b>\$0.00</b>	<b>\$0.00</b>	<b>\$252,429.20</b>	<b>\$0.00</b>	<b>\$0.00</b>	<b>\$0.00</b>
<b>3400</b>	<b>SERVICIOS FINANCIEROS, BANCARIOS Y COMERCIAL</b>	<b>\$2,729.20</b>	<b>\$0.00</b>	<b>\$2,729.20</b>	<b>\$0.00</b>	<b>\$2,729.20</b>	<b>\$0.00</b>	<b>\$0.00</b>	<b>\$2,729.20</b>	<b>\$0.00</b>	<b>\$0.00</b>	<b>\$0.00</b>
3410	Servicios financieros y bancarios	\$2,000.00	\$0.00	\$2,000.00	\$0.00	\$2,000.00	\$0.00	\$0.00	\$2,000.00	\$0.00	\$0.00	\$0.00
3411	Servicios financieros y bancarios	\$2,000.00	\$0.00	\$2,000.00	\$0.00	\$2,000.00	\$0.00	\$0.00	\$2,000.00	\$0.00	\$0.00	\$0.00
3470	Fletes y maniobras	\$729.20	\$0.00	\$729.20	\$0.00	\$729.20	\$0.00	\$0.00	\$729.20	\$0.00	\$0.00	\$0.00
3471	Fletes y maniobras	\$729.20	\$0.00	\$729.20	\$0.00	\$729.20	\$0.00	\$0.00	\$729.20	\$0.00	\$0.00	\$0.00
<b>3800</b>	<b>SERVICIOS OFICIALES</b>	<b>\$126,500.00</b>	<b>\$0.00</b>	<b>\$126,500.00</b>	<b>\$0.00</b>	<b>\$126,500.00</b>	<b>\$0.00</b>	<b>\$0.00</b>	<b>\$126,500.00</b>	<b>\$0.00</b>	<b>\$0.00</b>	<b>\$0.00</b>
3820	Gastos de orden social y cultural	\$126,500.00	\$0.00	\$126,500.00	\$0.00	\$126,500.00	\$0.00	\$0.00	\$126,500.00	\$0.00	\$0.00	\$0.00
3821	Gastos de orden social y cultural	\$126,500.00	\$0.00	\$126,500.00	\$0.00	\$126,500.00	\$0.00	\$0.00	\$126,500.00	\$0.00	\$0.00	\$0.00
<b>3900</b>	<b>OTROS SERVICIOS GENERALES</b>	<b>\$123,200.00</b>	<b>\$0.00</b>	<b>\$123,200.00</b>	<b>\$0.00</b>	<b>\$123,200.00</b>	<b>\$0.00</b>	<b>\$0.00</b>	<b>\$123,200.00</b>	<b>\$0.00</b>	<b>\$0.00</b>	<b>\$0.00</b>
3920	Impuestos y derechos	\$85,200.00	\$0.00	\$85,200.00	\$0.00	\$85,200.00	\$0.00	\$0.00	\$85,200.00	\$0.00	\$0.00	\$0.00
3921	Impuestos y derechos	\$85,200.00	\$0.00	\$85,200.00	\$0.00	\$85,200.00	\$0.00	\$0.00	\$85,200.00	\$0.00	\$0.00	\$0.00
3990	Otros servicios generales	\$38,000.00	\$0.00	\$38,000.00	\$0.00	\$38,000.00	\$0.00	\$0.00	\$38,000.00	\$0.00	\$0.00	\$0.00
3991	Otros servicios generales	\$38,000.00	\$0.00	\$38,000.00	\$0.00	\$38,000.00	\$0.00	\$0.00	\$38,000.00	\$0.00	\$0.00	\$0.00
<b>5000</b>	<b>BIENES MUEBLES, INMUEBLES E INTANGIBLES</b>	<b>\$490,697.05</b>	<b>\$0.00</b>	<b>\$490,697.05</b>	<b>\$0.00</b>	<b>\$490,697.05</b>	<b>\$0.00</b>	<b>\$0.00</b>	<b>\$490,697.05</b>	<b>\$0.00</b>	<b>\$0.00</b>	<b>\$0.00</b>
<b>5100</b>	<b>MOBILIARIO Y EQUIPO DE ADMINISTRACIÓN</b>	<b>\$131,000.00</b>	<b>\$0.00</b>	<b>\$131,000.00</b>	<b>\$0.00</b>	<b>\$131,000.00</b>	<b>\$0.00</b>	<b>\$0.00</b>	<b>\$131,000.00</b>	<b>\$0.00</b>	<b>\$0.00</b>	<b>\$0.00</b>
5150	Equipo de cómputo y de tecnología de la información	\$131,000.00	\$0.00	\$131,000.00	\$0.00	\$131,000.00	\$0.00	\$0.00	\$131,000.00	\$0.00	\$0.00	\$0.00
5151	Equipo de cómputo y de tecnología de la información	\$131,000.00	\$0.00	\$131,000.00	\$0.00	\$131,000.00	\$0.00	\$0.00	\$131,000.00	\$0.00	\$0.00	\$0.00
<b>5300</b>	<b>EQUIPO E INSTRUMENTAL MÉDICO Y DE LABORATORIO</b>	<b>\$316,890.05</b>	<b>\$0.00</b>	<b>\$316,890.05</b>	<b>\$0.00</b>	<b>\$316,890.05</b>	<b>\$0.00</b>	<b>\$0.00</b>	<b>\$316,890.05</b>	<b>\$0.00</b>	<b>\$0.00</b>	<b>\$0.00</b>
5310	Equipo médico y de laboratorio	\$13,688.00	\$0.00	\$13,688.00	\$0.00	\$13,688.00	\$0.00	\$0.00	\$13,688.00	\$0.00	\$0.00	\$0.00
5311	Equipo médico y de laboratorio	\$13,688.00	\$0.00	\$13,688.00	\$0.00	\$13,688.00	\$0.00	\$0.00	\$13,688.00	\$0.00	\$0.00	\$0.00
5320	Instrumental médico y de laboratorio	\$303,202.05	\$0.00	\$303,202.05	\$0.00	\$303,202.05	\$0.00	\$0.00	\$303,202.05	\$0.00	\$0.00	\$0.00
5321	Instrumental médico y de laboratorio	\$303,202.05	\$0.00	\$303,202.05	\$0.00	\$303,202.05	\$0.00	\$0.00	\$303,202.05	\$0.00	\$0.00	\$0.00
<b>5600</b>	<b>MAQUINARIA, OTROS EQUIPOS Y HERRAMIENTAS</b>	<b>\$42,807.00</b>	<b>\$0.00</b>	<b>\$42,807.00</b>	<b>\$0.00</b>	<b>\$42,807.00</b>	<b>\$0.00</b>	<b>\$0.00</b>	<b>\$42,807.00</b>	<b>\$0.00</b>	<b>\$0.00</b>	<b>\$0.00</b>
5660	Equipos de generación eléctrica, aparatos y accesorios eléctricos	\$10,698.00	\$0.00	\$10,698.00	\$0.00	\$10,698.00	\$0.00	\$0.00	\$10,698.00	\$0.00	\$0.00	\$0.00
5661	Equipos de generación eléctrica, aparatos y accesorios eléctricos	\$10,698.00	\$0.00	\$10,698.00	\$0.00	\$10,698.00	\$0.00	\$0.00	\$10,698.00	\$0.00	\$0.00	\$0.00
5670	Herramientas y máquinas-herramienta	\$16,135.00	\$0.00	\$16,135.00	\$0.00	\$16,135.00	\$0.00	\$0.00	\$16,135.00	\$0.00	\$0.00	\$0.00
5671	Herramientas y máquinas-herramienta	\$16,135.00	\$0.00	\$16,135.00	\$0.00	\$16,135.00	\$0.00	\$0.00	\$16,135.00	\$0.00	\$0.00	\$0.00
5690	Otros equipos	\$15,974.00	\$0.00	\$15,974.00	\$0.00	\$15,974.00	\$0.00	\$0.00	\$15,974.00	\$0.00	\$0.00	\$0.00



Usr: subplaneacion  
Rep: rptEstadoPresupuestoEgresos\_FF

# Instituto Tecnológico Superior de Tepeaca Estado de Puebla

## Estado del Ejercicio del Presupuesto por Fuente de Financiamiento Al 29/feb/2020

Fecha y hora de Impresión | 13/mar/2020  
11:16 a.m.

Fuente de Financiamiento		Aprobado	Ampliaciones / (Reducciones)	Presupuesto Vigente	Comprometido	Presupuesto Disponible para Comprometer	Devengado	Comprometido No Devengado	Presupuesto Sin Devengar	Ejercido	Pagado	Cuentas por Pagar Deuda
Objeto	Gasto											
5691	Otros equipos	\$15,974.00	\$0.00	\$15,974.00	\$0.00	\$15,974.00	\$0.00	\$0.00	\$15,974.00	\$0.00	\$0.00	\$0.00
<b>INGRESOS PROPIOS</b>		<b>\$743,126.25</b>	<b>\$0.00</b>	<b>\$743,126.25</b>	<b>\$0.00</b>	<b>\$743,126.25</b>	<b>\$0.00</b>	<b>\$0.00</b>	<b>\$743,126.25</b>	<b>\$0.00</b>	<b>\$0.00</b>	<b>\$0.00</b>
<b>15 FEDERAL</b>												
<b>1000</b>	<b>SERVICIOS PERSONALES</b>	<b>\$13,549,921.09</b>	<b>\$0.00</b>	<b>\$13,549,921.09</b>	<b>\$0.00</b>	<b>\$13,549,921.09</b>	<b>\$0.00</b>	<b>\$0.00</b>	<b>\$13,549,921.09</b>	<b>\$0.00</b>	<b>\$0.00</b>	<b>\$0.00</b>
<b>1100</b>	<b>REMUNERACIONES AL PERSONAL DE CARÁCTER PE</b>	<b>\$9,422,828.31</b>	<b>\$0.00</b>	<b>\$9,422,828.31</b>	<b>\$0.00</b>	<b>\$9,422,828.31</b>	<b>\$0.00</b>	<b>\$0.00</b>	<b>\$9,422,828.31</b>	<b>\$0.00</b>	<b>\$0.00</b>	<b>\$0.00</b>
1130	Sueldos base al personal permanente	\$9,422,828.31	\$0.00	\$9,422,828.31	\$0.00	\$9,422,828.31	\$0.00	\$0.00	\$9,422,828.31	\$0.00	\$0.00	\$0.00
1131	Sueldo Base al Personal de Base	\$9,422,828.31	\$0.00	\$9,422,828.31	\$0.00	\$9,422,828.31	\$0.00	\$0.00	\$9,422,828.31	\$0.00	\$0.00	\$0.00
<b>1300</b>	<b>REMUNERACIONES ADICIONALES Y ESPECIALES</b>	<b>\$2,983,052.62</b>	<b>\$0.00</b>	<b>\$2,983,052.62</b>	<b>\$0.00</b>	<b>\$2,983,052.62</b>	<b>\$0.00</b>	<b>\$0.00</b>	<b>\$2,983,052.62</b>	<b>\$0.00</b>	<b>\$0.00</b>	<b>\$0.00</b>
1310	Primas por años de servicios efectivos prestados	\$381,802.56	\$0.00	\$381,802.56	\$0.00	\$381,802.56	\$0.00	\$0.00	\$381,802.56	\$0.00	\$0.00	\$0.00
1311	Primas por años de servicios efectivos prestados	\$381,802.56	\$0.00	\$381,802.56	\$0.00	\$381,802.56	\$0.00	\$0.00	\$381,802.56	\$0.00	\$0.00	\$0.00
1320	Primas de vacaciones, dominical y gratificación de fin de :	\$2,601,250.06	\$0.00	\$2,601,250.06	\$0.00	\$2,601,250.06	\$0.00	\$0.00	\$2,601,250.06	\$0.00	\$0.00	\$0.00
1322	Gratificación de fin de año	\$2,601,250.06	\$0.00	\$2,601,250.06	\$0.00	\$2,601,250.06	\$0.00	\$0.00	\$2,601,250.06	\$0.00	\$0.00	\$0.00
<b>1500</b>	<b>OTRAS PRESTACIONES SOCIALES Y ECONÓMICAS</b>	<b>\$1,041,916.86</b>	<b>\$0.00</b>	<b>\$1,041,916.86</b>	<b>\$0.00</b>	<b>\$1,041,916.86</b>	<b>\$0.00</b>	<b>\$0.00</b>	<b>\$1,041,916.86</b>	<b>\$0.00</b>	<b>\$0.00</b>	<b>\$0.00</b>
1520	Indemnizaciones	\$50,000.00	\$0.00	\$50,000.00	\$0.00	\$50,000.00	\$0.00	\$0.00	\$50,000.00	\$0.00	\$0.00	\$0.00
1521	Indemnizaciones	\$50,000.00	\$0.00	\$50,000.00	\$0.00	\$50,000.00	\$0.00	\$0.00	\$50,000.00	\$0.00	\$0.00	\$0.00
1590	Otras prestaciones sociales y económicas	\$991,916.86	\$0.00	\$991,916.86	\$0.00	\$991,916.86	\$0.00	\$0.00	\$991,916.86	\$0.00	\$0.00	\$0.00
1591	Otras prestaciones sociales y económicas	\$991,916.86	\$0.00	\$991,916.86	\$0.00	\$991,916.86	\$0.00	\$0.00	\$991,916.86	\$0.00	\$0.00	\$0.00
<b>1700</b>	<b>PAGO DE ESTÍMULOS A SERVIDORES PÚBLICOS</b>	<b>\$102,123.30</b>	<b>\$0.00</b>	<b>\$102,123.30</b>	<b>\$0.00</b>	<b>\$102,123.30</b>	<b>\$0.00</b>	<b>\$0.00</b>	<b>\$102,123.30</b>	<b>\$0.00</b>	<b>\$0.00</b>	<b>\$0.00</b>
1710	Estímulos	\$102,123.30	\$0.00	\$102,123.30	\$0.00	\$102,123.30	\$0.00	\$0.00	\$102,123.30	\$0.00	\$0.00	\$0.00
1711	Estímulos	\$102,123.30	\$0.00	\$102,123.30	\$0.00	\$102,123.30	\$0.00	\$0.00	\$102,123.30	\$0.00	\$0.00	\$0.00
<b>2000</b>	<b>MATERIALES Y SUMINISTROS</b>	<b>\$2,471,799.42</b>	<b>\$669,348.00</b>	<b>\$3,141,147.42</b>	<b>\$212,363.40</b>	<b>\$2,928,784.02</b>	<b>\$212,363.40</b>	<b>\$0.00</b>	<b>\$2,928,784.02</b>	<b>\$212,363.40</b>	<b>\$212,363.40</b>	<b>\$0.00</b>
<b>2100</b>	<b>MATERIALES DE ADMINISTRACIÓN, EMISIÓN DE DOC</b>	<b>\$633,544.83</b>	<b>\$191,500.00</b>	<b>\$825,044.83</b>	<b>\$61,333.77</b>	<b>\$763,711.06</b>	<b>\$61,333.77</b>	<b>\$0.00</b>	<b>\$763,711.06</b>	<b>\$61,333.77</b>	<b>\$61,333.77</b>	<b>\$0.00</b>
2110	Materiales, útiles y equipos menores de oficina	\$175,000.00	\$21,500.00	\$196,500.00	\$16,759.01	\$179,740.99	\$16,759.01	\$0.00	\$179,740.99	\$16,759.01	\$16,759.01	\$0.00
2111	Materiales, útiles y equipos menores de oficina	\$175,000.00	\$21,500.00	\$196,500.00	\$16,759.01	\$179,740.99	\$16,759.01	\$0.00	\$179,740.99	\$16,759.01	\$16,759.01	\$0.00
2120	Materiales y útiles de impresión y reproducción	\$29,858.40	\$25,000.00	\$54,858.40	\$0.00	\$54,858.40	\$0.00	\$0.00	\$54,858.40	\$0.00	\$0.00	\$0.00
2121	Materiales y útiles de impresión y reproducción	\$29,858.40	\$25,000.00	\$54,858.40	\$0.00	\$54,858.40	\$0.00	\$0.00	\$54,858.40	\$0.00	\$0.00	\$0.00
2140	Materiales, útiles y equipos menores de tecnologías de la	\$53,421.56	\$15,000.00	\$68,421.56	\$0.00	\$68,421.56	\$0.00	\$0.00	\$68,421.56	\$0.00	\$0.00	\$0.00
2141	Materiales, útiles y equipos menores de tecnologías de la	\$53,421.56	\$15,000.00	\$68,421.56	\$0.00	\$68,421.56	\$0.00	\$0.00	\$68,421.56	\$0.00	\$0.00	\$0.00
2150	Material impreso e información digital	\$75,000.00	\$25,000.00	\$100,000.00	\$0.00	\$100,000.00	\$0.00	\$0.00	\$100,000.00	\$0.00	\$0.00	\$0.00
2151	Material impreso e información digital	\$75,000.00	\$25,000.00	\$100,000.00	\$0.00	\$100,000.00	\$0.00	\$0.00	\$100,000.00	\$0.00	\$0.00	\$0.00



Usr: subplaneacion  
Rep: rptEstadoPresupuestoEgresos\_FF

# Instituto Tecnológico Superior de Tepeaca Estado de Puebla

## Estado del Ejercicio del Presupuesto por Fuente de Financiamiento Al 29/feb/2020

Fecha y hora de Impresión | 13/mar/2020  
11:16 a.m.

Fuente de Financiamiento		Aprobado	Ampliaciones / (Reducciones)	Presupuesto Vigente	Comprometido	Presupuesto Disponibile para Comprometer	Devengado	Comprometido No Devengado	Presupuesto Sin Devengar	Ejercido	Pagado	Cuentas por Pagar Deuda
Objeto	Gasto											
2160	Material de limpieza	\$175,000.00	\$0.00	\$175,000.00	\$28,772.31	\$146,227.69	\$28,772.31	\$0.00	\$146,227.69	\$28,772.31	\$28,772.31	\$0.00
2161	Material de limpieza	\$175,000.00	\$0.00	\$175,000.00	\$28,772.31	\$146,227.69	\$28,772.31	\$0.00	\$146,227.69	\$28,772.31	\$28,772.31	\$0.00
2170	Materiales y útiles de enseñanza	\$120,264.87	\$100,000.00	\$220,264.87	\$14,137.85	\$206,127.02	\$14,137.85	\$0.00	\$206,127.02	\$14,137.85	\$14,137.85	\$0.00
2171	Materiales y útiles de enseñanza	\$120,264.87	\$100,000.00	\$220,264.87	\$14,137.85	\$206,127.02	\$14,137.85	\$0.00	\$206,127.02	\$14,137.85	\$14,137.85	\$0.00
2180	Materiales para el registro e identificación de bienes y per	\$5,000.00	\$5,000.00	\$10,000.00	\$1,664.60	\$8,335.40	\$1,664.60	\$0.00	\$8,335.40	\$1,664.60	\$1,664.60	\$0.00
2181	Materiales para el registro e identificación de bienes y per	\$5,000.00	\$5,000.00	\$10,000.00	\$1,664.60	\$8,335.40	\$1,664.60	\$0.00	\$8,335.40	\$1,664.60	\$1,664.60	\$0.00
<b>2200</b>	<b>ALIMENTOS Y UTENSILIOS</b>	<b>\$300,000.00</b>	<b>\$55,000.00</b>	<b>\$355,000.00</b>	<b>\$19,630.65</b>	<b>\$335,369.35</b>	<b>\$19,630.65</b>	<b>\$0.00</b>	<b>\$335,369.35</b>	<b>\$19,630.65</b>	<b>\$19,630.65</b>	<b>\$0.00</b>
2210	Productos alimenticios para personas	\$254,000.00	\$25,000.00	\$279,000.00	\$19,630.65	\$259,369.35	\$19,630.65	\$0.00	\$259,369.35	\$19,630.65	\$19,630.65	\$0.00
2211	Productos alimenticios para personas	\$254,000.00	\$25,000.00	\$279,000.00	\$19,630.65	\$259,369.35	\$19,630.65	\$0.00	\$259,369.35	\$19,630.65	\$19,630.65	\$0.00
2230	Utensilios para el servicio de alimentación	\$46,000.00	\$30,000.00	\$76,000.00	\$0.00	\$76,000.00	\$0.00	\$0.00	\$76,000.00	\$0.00	\$0.00	\$0.00
2231	Utensilios para el servicio de alimentación	\$46,000.00	\$30,000.00	\$76,000.00	\$0.00	\$76,000.00	\$0.00	\$0.00	\$76,000.00	\$0.00	\$0.00	\$0.00
<b>2300</b>	<b>MATERIAS PRIMAS Y MATERIALES DE PRODUCCIÓN</b>	<b>\$15,000.00</b>	<b>\$0.00</b>	<b>\$15,000.00</b>	<b>\$1,099.39</b>	<b>\$13,900.61</b>	<b>\$1,099.39</b>	<b>\$0.00</b>	<b>\$13,900.61</b>	<b>\$1,099.39</b>	<b>\$1,099.39</b>	<b>\$0.00</b>
2370	Productos de cuero, piel, plástico y hule adquiridos como	\$15,000.00	\$0.00	\$15,000.00	\$1,099.39	\$13,900.61	\$1,099.39	\$0.00	\$13,900.61	\$1,099.39	\$1,099.39	\$0.00
2371	Productos de cuero, piel, plástico y hule adquiridos como	\$15,000.00	\$0.00	\$15,000.00	\$1,099.39	\$13,900.61	\$1,099.39	\$0.00	\$13,900.61	\$1,099.39	\$1,099.39	\$0.00
<b>2400</b>	<b>MATERIALES Y ARTÍCULOS DE CONSTRUCCIÓN Y DE</b>	<b>\$393,665.31</b>	<b>\$195,000.00</b>	<b>\$588,665.31</b>	<b>\$11,766.39</b>	<b>\$576,898.92</b>	<b>\$11,766.39</b>	<b>\$0.00</b>	<b>\$576,898.92</b>	<b>\$11,766.39</b>	<b>\$11,766.39</b>	<b>\$0.00</b>
2410	Productos minerales no metálicos	\$55,000.00	\$0.00	\$55,000.00	\$0.00	\$55,000.00	\$0.00	\$0.00	\$55,000.00	\$0.00	\$0.00	\$0.00
2411	Productos minerales no metálicos	\$55,000.00	\$0.00	\$55,000.00	\$0.00	\$55,000.00	\$0.00	\$0.00	\$55,000.00	\$0.00	\$0.00	\$0.00
2420	Cemento y productos de concreto	\$45,000.00	\$0.00	\$45,000.00	\$0.00	\$45,000.00	\$0.00	\$0.00	\$45,000.00	\$0.00	\$0.00	\$0.00
2421	Cemento y productos de concreto	\$45,000.00	\$0.00	\$45,000.00	\$0.00	\$45,000.00	\$0.00	\$0.00	\$45,000.00	\$0.00	\$0.00	\$0.00
2430	Cal, yeso y productos de yeso	\$25,000.00	\$0.00	\$25,000.00	\$0.00	\$25,000.00	\$0.00	\$0.00	\$25,000.00	\$0.00	\$0.00	\$0.00
2431	Cal, yeso y productos de yeso	\$25,000.00	\$0.00	\$25,000.00	\$0.00	\$25,000.00	\$0.00	\$0.00	\$25,000.00	\$0.00	\$0.00	\$0.00
2440	Madera y productos de madera	\$30,000.00	\$0.00	\$30,000.00	\$2,940.60	\$27,059.40	\$2,940.60	\$0.00	\$27,059.40	\$2,940.60	\$2,940.60	\$0.00
2441	Madera y productos de madera	\$30,000.00	\$0.00	\$30,000.00	\$2,940.60	\$27,059.40	\$2,940.60	\$0.00	\$27,059.40	\$2,940.60	\$2,940.60	\$0.00
2450	Vidrio y productos de vidrio	\$5,000.00	\$25,000.00	\$30,000.00	\$0.00	\$30,000.00	\$0.00	\$0.00	\$30,000.00	\$0.00	\$0.00	\$0.00
2451	Vidrio y productos de vidrio	\$5,000.00	\$25,000.00	\$30,000.00	\$0.00	\$30,000.00	\$0.00	\$0.00	\$30,000.00	\$0.00	\$0.00	\$0.00
2460	Material eléctrico y electrónico	\$53,000.00	\$50,000.00	\$103,000.00	\$3,314.00	\$99,686.00	\$3,314.00	\$0.00	\$99,686.00	\$3,314.00	\$3,314.00	\$0.00
2461	Material eléctrico y electrónico	\$53,000.00	\$50,000.00	\$103,000.00	\$3,314.00	\$99,686.00	\$3,314.00	\$0.00	\$99,686.00	\$3,314.00	\$3,314.00	\$0.00
2470	Artículos metálicos para la construcción	\$60,665.31	\$0.00	\$60,665.31	\$4,998.44	\$55,666.87	\$4,998.44	\$0.00	\$55,666.87	\$4,998.44	\$4,998.44	\$0.00
2471	Artículos metálicos para la construcción	\$60,665.31	\$0.00	\$60,665.31	\$4,998.44	\$55,666.87	\$4,998.44	\$0.00	\$55,666.87	\$4,998.44	\$4,998.44	\$0.00
2480	Materiales complementarios	\$45,000.00	\$50,000.00	\$95,000.00	\$185.48	\$94,814.52	\$185.48	\$0.00	\$94,814.52	\$185.48	\$185.48	\$0.00
2481	Materiales complementarios	\$45,000.00	\$50,000.00	\$95,000.00	\$185.48	\$94,814.52	\$185.48	\$0.00	\$94,814.52	\$185.48	\$185.48	\$0.00



Utr: subplaneacion  
Rep: rptEstadoPresupuestoEgresos\_FF

# Instituto Tecnológico Superior de Tepeaca Estado de Puebla

## Estado del Ejercicio del Presupuesto por Fuente de Financiamiento Al 29/feb/2020

Fecha y hora de Impresión | 13/mar/2020  
11:16 a.m.

Fuente de Financiamiento		Aprobado	Ampliaciones / (Reducciones)	Presupuesto Vigente	Comprometido	Presupuesto Disponibile para Comprometer	Devengado	Comprometido No Devengado	Presupuesto Sin Devengar	Ejercido	Pagado	Cuentas por
Objeto	del Gasto											Pagar Deuda
2490	Otros materiales y artículos de construcción y reparación	\$75,000.00	\$70,000.00	\$145,000.00	\$327.87	\$144,672.13	\$327.87	\$0.00	\$144,672.13	\$327.87	\$327.87	\$0.00
2491	Otros materiales y artículos de construcción y reparación	\$75,000.00	\$70,000.00	\$145,000.00	\$327.87	\$144,672.13	\$327.87	\$0.00	\$144,672.13	\$327.87	\$327.87	\$0.00
<b>2500</b>	<b>PRODUCTOS QUÍMICOS, FARMACÉUTICOS Y DE LABO</b>	<b>\$277,000.00</b>	<b>\$50,000.00</b>	<b>\$327,000.00</b>	<b>\$9,308.24</b>	<b>\$317,691.76</b>	<b>\$9,308.24</b>	<b>\$0.00</b>	<b>\$317,691.76</b>	<b>\$9,308.24</b>	<b>\$9,308.24</b>	<b>\$0.00</b>
2510	Productos químicos básicos	\$75,000.00	\$0.00	\$75,000.00	\$0.00	\$75,000.00	\$0.00	\$0.00	\$75,000.00	\$0.00	\$0.00	\$0.00
2511	Productos químicos básicos	\$75,000.00	\$0.00	\$75,000.00	\$0.00	\$75,000.00	\$0.00	\$0.00	\$75,000.00	\$0.00	\$0.00	\$0.00
2520	Fertilizantes, pesticidas y otros agroquímicos	\$35,000.00	\$0.00	\$35,000.00	\$0.00	\$35,000.00	\$0.00	\$0.00	\$35,000.00	\$0.00	\$0.00	\$0.00
2521	Fertilizantes, pesticidas y otros agroquímicos	\$35,000.00	\$0.00	\$35,000.00	\$0.00	\$35,000.00	\$0.00	\$0.00	\$35,000.00	\$0.00	\$0.00	\$0.00
2530	Medicinas y productos farmacéuticos	\$27,000.00	\$0.00	\$27,000.00	\$9,308.24	\$17,691.76	\$9,308.24	\$0.00	\$17,691.76	\$9,308.24	\$9,308.24	\$0.00
2531	Medicinas y productos farmacéuticos	\$27,000.00	\$0.00	\$27,000.00	\$9,308.24	\$17,691.76	\$9,308.24	\$0.00	\$17,691.76	\$9,308.24	\$9,308.24	\$0.00
2540	Materiales, accesorios y suministros médicos	\$25,000.00	\$0.00	\$25,000.00	\$0.00	\$25,000.00	\$0.00	\$0.00	\$25,000.00	\$0.00	\$0.00	\$0.00
2541	Materiales, accesorios y suministros médicos	\$25,000.00	\$0.00	\$25,000.00	\$0.00	\$25,000.00	\$0.00	\$0.00	\$25,000.00	\$0.00	\$0.00	\$0.00
2550	Materiales, accesorios y suministros de laboratorio	\$55,000.00	\$25,000.00	\$80,000.00	\$0.00	\$80,000.00	\$0.00	\$0.00	\$80,000.00	\$0.00	\$0.00	\$0.00
2551	Materiales, accesorios y suministros de laboratorio	\$55,000.00	\$25,000.00	\$80,000.00	\$0.00	\$80,000.00	\$0.00	\$0.00	\$80,000.00	\$0.00	\$0.00	\$0.00
2560	Fibras sintéticas, hules, plásticos y derivados	\$15,000.00	\$0.00	\$15,000.00	\$0.00	\$15,000.00	\$0.00	\$0.00	\$15,000.00	\$0.00	\$0.00	\$0.00
2561	Fibras sintéticas, hules, plásticos y derivados	\$15,000.00	\$0.00	\$15,000.00	\$0.00	\$15,000.00	\$0.00	\$0.00	\$15,000.00	\$0.00	\$0.00	\$0.00
2590	Otros productos químicos	\$45,000.00	\$25,000.00	\$70,000.00	\$0.00	\$70,000.00	\$0.00	\$0.00	\$70,000.00	\$0.00	\$0.00	\$0.00
2591	Otros productos químicos	\$45,000.00	\$25,000.00	\$70,000.00	\$0.00	\$70,000.00	\$0.00	\$0.00	\$70,000.00	\$0.00	\$0.00	\$0.00
<b>2600</b>	<b>COMBUSTIBLES, LUBRICANTES Y ADITIVOS</b>	<b>\$362,795.48</b>	<b>\$17,848.00</b>	<b>\$380,643.48</b>	<b>\$53,920.91</b>	<b>\$326,722.57</b>	<b>\$53,920.91</b>	<b>\$0.00</b>	<b>\$326,722.57</b>	<b>\$53,920.91</b>	<b>\$53,920.91</b>	<b>\$0.00</b>
2610	Combustibles, lubricantes y aditivos	\$362,795.48	\$17,848.00	\$380,643.48	\$53,920.91	\$326,722.57	\$53,920.91	\$0.00	\$326,722.57	\$53,920.91	\$53,920.91	\$0.00
2611	Combustibles	\$347,795.48	\$17,848.00	\$365,643.48	\$51,332.90	\$314,310.58	\$51,332.90	\$0.00	\$314,310.58	\$51,332.90	\$51,332.90	\$0.00
2612	Lubricantes y Aditivos	\$15,000.00	\$0.00	\$15,000.00	\$2,588.01	\$12,411.99	\$2,588.01	\$0.00	\$12,411.99	\$2,588.01	\$2,588.01	\$0.00
<b>2700</b>	<b>VESTUARIO, BLANCOS, PRENDAS DE PROTECCIÓN Y</b>	<b>\$212,000.00</b>	<b>\$52,000.00</b>	<b>\$264,000.00</b>	<b>\$20,003.78</b>	<b>\$243,996.22</b>	<b>\$20,003.78</b>	<b>\$0.00</b>	<b>\$243,996.22</b>	<b>\$20,003.78</b>	<b>\$20,003.78</b>	<b>\$0.00</b>
2710	Vestuario y uniformes	\$150,000.00	\$25,000.00	\$175,000.00	\$20,003.78	\$154,996.22	\$20,003.78	\$0.00	\$154,996.22	\$20,003.78	\$20,003.78	\$0.00
2711	Vestuario y uniformes	\$150,000.00	\$25,000.00	\$175,000.00	\$20,003.78	\$154,996.22	\$20,003.78	\$0.00	\$154,996.22	\$20,003.78	\$20,003.78	\$0.00
2720	Prendas de seguridad y protección personal	\$47,000.00	\$15,000.00	\$62,000.00	\$0.00	\$62,000.00	\$0.00	\$0.00	\$62,000.00	\$0.00	\$0.00	\$0.00
2721	Prendas de seguridad y protección personal	\$47,000.00	\$15,000.00	\$62,000.00	\$0.00	\$62,000.00	\$0.00	\$0.00	\$62,000.00	\$0.00	\$0.00	\$0.00
2730	Artículos deportivos	\$15,000.00	\$12,000.00	\$27,000.00	\$0.00	\$27,000.00	\$0.00	\$0.00	\$27,000.00	\$0.00	\$0.00	\$0.00
2731	Artículos deportivos	\$15,000.00	\$12,000.00	\$27,000.00	\$0.00	\$27,000.00	\$0.00	\$0.00	\$27,000.00	\$0.00	\$0.00	\$0.00
<b>2900</b>	<b>HERRAMIENTAS, REFACCIONES Y ACCESORIOS MEN</b>	<b>\$277,793.80</b>	<b>\$108,000.00</b>	<b>\$385,793.80</b>	<b>\$35,300.27</b>	<b>\$350,493.53</b>	<b>\$35,300.27</b>	<b>\$0.00</b>	<b>\$350,493.53</b>	<b>\$35,300.27</b>	<b>\$35,300.27</b>	<b>\$0.00</b>
2910	Herramientas menores	\$45,000.00	\$0.00	\$45,000.00	\$1,206.00	\$43,794.00	\$1,206.00	\$0.00	\$43,794.00	\$1,206.00	\$1,206.00	\$0.00
2911	Herramientas menores	\$45,000.00	\$0.00	\$45,000.00	\$1,206.00	\$43,794.00	\$1,206.00	\$0.00	\$43,794.00	\$1,206.00	\$1,206.00	\$0.00



Usr: subplaneacion  
Rep: rptEstadoPresupuestoEgresos\_FF

# Instituto Tecnológico Superior de Tepeaca Estado de Puebla

## Estado del Ejercicio del Presupuesto por Fuente de Financiamiento Al 29/feb/2020

Fecha y hora de Impresión | 13/mar/2020  
11:16 a.m.

Fuente de Financiamiento		Aprobado	Ampliaciones / (Reducciones)	Presupuesto Vigente	Comprometido	Presupuesto Disponibile para Comprometer	Devengado	Comprometido No Devengado	Presupuesto Sin Devengar	Ejercido	Pagado	Cuentas por
Objeto	del Gasto											Pagar Deuda
2920	Refacciones y accesorios menores de edificios	\$18,241.45	\$15,000.00	\$33,241.45	\$3,448.27	\$29,793.18	\$3,448.27	\$0.00	\$29,793.18	\$3,448.27	\$3,448.27	\$0.00
2921	Refacciones y accesorios menores de edificios	\$18,241.45	\$15,000.00	\$33,241.45	\$3,448.27	\$29,793.18	\$3,448.27	\$0.00	\$29,793.18	\$3,448.27	\$3,448.27	\$0.00
2930	Refacciones y accesorios menores de mobiliario y equipo	\$32,000.00	\$15,000.00	\$47,000.00	\$0.00	\$47,000.00	\$0.00	\$0.00	\$47,000.00	\$0.00	\$0.00	\$0.00
2931	Refacciones y accesorios menores de mobiliario y equipo	\$32,000.00	\$15,000.00	\$47,000.00	\$0.00	\$47,000.00	\$0.00	\$0.00	\$47,000.00	\$0.00	\$0.00	\$0.00
2940	Refacciones y accesorios menores de equipo de cómputo	\$74,286.09	\$33,000.00	\$107,286.09	\$20,880.00	\$86,406.09	\$20,880.00	\$0.00	\$86,406.09	\$20,880.00	\$20,880.00	\$0.00
2941	Refacciones y accesorios menores de equipo de cómputo	\$74,286.09	\$33,000.00	\$107,286.09	\$20,880.00	\$86,406.09	\$20,880.00	\$0.00	\$86,406.09	\$20,880.00	\$20,880.00	\$0.00
2960	Refacciones y accesorios menores de equipo de transporte	\$67,266.26	\$30,000.00	\$97,266.26	\$9,766.00	\$87,500.26	\$9,766.00	\$0.00	\$87,500.26	\$9,766.00	\$9,766.00	\$0.00
2961	Refacciones y accesorios menores de equipo de transporte	\$67,266.26	\$30,000.00	\$97,266.26	\$9,766.00	\$87,500.26	\$9,766.00	\$0.00	\$87,500.26	\$9,766.00	\$9,766.00	\$0.00
2980	Refacciones y accesorios menores de maquinaria y otros	\$26,000.00	\$15,000.00	\$41,000.00	\$0.00	\$41,000.00	\$0.00	\$0.00	\$41,000.00	\$0.00	\$0.00	\$0.00
2981	Refacciones y accesorios menores de maquinaria y otros	\$26,000.00	\$15,000.00	\$41,000.00	\$0.00	\$41,000.00	\$0.00	\$0.00	\$41,000.00	\$0.00	\$0.00	\$0.00
2990	Refacciones y accesorios menores otros bienes muebles	\$15,000.00	\$0.00	\$15,000.00	\$0.00	\$15,000.00	\$0.00	\$0.00	\$15,000.00	\$0.00	\$0.00	\$0.00
2991	Refacciones y accesorios menores otros bienes muebles	\$15,000.00	\$0.00	\$15,000.00	\$0.00	\$15,000.00	\$0.00	\$0.00	\$15,000.00	\$0.00	\$0.00	\$0.00
<b>3000</b>	<b>SERVICIOS GENERALES</b>	<b>\$4,177,193.49</b>	<b>\$833,000.00</b>	<b>\$5,010,193.49</b>	<b>\$479,039.58</b>	<b>\$4,531,153.91</b>	<b>\$461,639.58</b>	<b>\$17,400.00</b>	<b>\$4,548,553.91</b>	<b>\$461,639.58</b>	<b>\$461,639.58</b>	<b>\$0.00</b>
<b>3100</b>	<b>SERVICIOS BÁSICOS</b>	<b>\$629,408.76</b>	<b>\$20,000.00</b>	<b>\$649,408.76</b>	<b>\$82,588.82</b>	<b>\$566,819.94</b>	<b>\$65,188.82</b>	<b>\$17,400.00</b>	<b>\$584,219.94</b>	<b>\$65,188.82</b>	<b>\$65,188.82</b>	<b>\$0.00</b>
3110	Energía eléctrica	\$211,043.78	\$20,000.00	\$231,043.78	\$26,178.00	\$204,865.78	\$26,178.00	\$0.00	\$204,865.78	\$26,178.00	\$26,178.00	\$0.00
3111	Energía eléctrica	\$211,043.78	\$20,000.00	\$231,043.78	\$26,178.00	\$204,865.78	\$26,178.00	\$0.00	\$204,865.78	\$26,178.00	\$26,178.00	\$0.00
3120	Gas	\$31,389.44	\$0.00	\$31,389.44	\$7,933.96	\$23,455.48	\$7,933.96	\$0.00	\$23,455.48	\$7,933.96	\$7,933.96	\$0.00
3121	Gas	\$31,389.44	\$0.00	\$31,389.44	\$7,933.96	\$23,455.48	\$7,933.96	\$0.00	\$23,455.48	\$7,933.96	\$7,933.96	\$0.00
3140	Telefonía tradicional	\$7,016.54	\$0.00	\$7,016.54	\$1,273.35	\$5,743.19	\$1,273.35	\$0.00	\$5,743.19	\$1,273.35	\$1,273.35	\$0.00
3141	Telefonía tradicional	\$7,016.54	\$0.00	\$7,016.54	\$1,273.35	\$5,743.19	\$1,273.35	\$0.00	\$5,743.19	\$1,273.35	\$1,273.35	\$0.00
3150	Telefonía celular	\$5,791.00	\$0.00	\$5,791.00	\$1,399.76	\$4,391.24	\$1,399.76	\$0.00	\$4,391.24	\$1,399.76	\$1,399.76	\$0.00
3151	Telefonía celular	\$5,791.00	\$0.00	\$5,791.00	\$1,399.76	\$4,391.24	\$1,399.76	\$0.00	\$4,391.24	\$1,399.76	\$1,399.76	\$0.00
3170	Servicios de acceso de Internet, redes y procesamiento de datos	\$372,668.00	\$0.00	\$372,668.00	\$45,240.00	\$327,428.00	\$27,840.00	\$17,400.00	\$344,828.00	\$27,840.00	\$27,840.00	\$0.00
3171	Servicios de acceso de Internet, redes y procesamiento de datos	\$372,668.00	\$0.00	\$372,668.00	\$45,240.00	\$327,428.00	\$27,840.00	\$17,400.00	\$344,828.00	\$27,840.00	\$27,840.00	\$0.00
3180	Servicios postales y telegráficos	\$1,500.00	\$0.00	\$1,500.00	\$563.75	\$936.25	\$563.75	\$0.00	\$936.25	\$563.75	\$563.75	\$0.00
3181	Servicios postales y telegráficos	\$1,500.00	\$0.00	\$1,500.00	\$563.75	\$936.25	\$563.75	\$0.00	\$936.25	\$563.75	\$563.75	\$0.00
<b>3200</b>	<b>SERVICIOS DE ARRENDAMIENTO</b>	<b>\$305,238.09</b>	<b>\$55,579.22</b>	<b>\$360,817.31</b>	<b>\$71,998.28</b>	<b>\$288,819.03</b>	<b>\$71,998.28</b>	<b>\$0.00</b>	<b>\$288,819.03</b>	<b>\$71,998.28</b>	<b>\$71,998.28</b>	<b>\$0.00</b>
3220	Arrendamiento de edificios	\$17,886.91	\$0.00	\$17,886.91	\$0.00	\$17,886.91	\$0.00	\$0.00	\$17,886.91	\$0.00	\$0.00	\$0.00
3221	Arrendamiento de edificios	\$17,886.91	\$0.00	\$17,886.91	\$0.00	\$17,886.91	\$0.00	\$0.00	\$17,886.91	\$0.00	\$0.00	\$0.00
3230	Arrendamiento de mobiliario y equipo de administración, educación e investigación	\$80,939.98	\$0.00	\$80,939.98	\$15,000.00	\$65,939.98	\$15,000.00	\$0.00	\$65,939.98	\$15,000.00	\$15,000.00	\$0.00
3231	Arrendamiento de mobiliario y equipo de administración, educación e investigación	\$80,939.98	\$0.00	\$80,939.98	\$15,000.00	\$65,939.98	\$15,000.00	\$0.00	\$65,939.98	\$15,000.00	\$15,000.00	\$0.00



Usr: subplaneacion  
Rep: rptEstadoPresupuestoEgresos\_FF

# Instituto Tecnológico Superior de Tepeaca Estado de Puebla

## Estado del Ejercicio del Presupuesto por Fuente de Financiamiento Al 29/feb/2020

Fecha y hora de Impresión | 13/mar/2020  
11:16 a.m.

Fuente de Financiamiento		Aprobado	Ampliaciones / (Reducciones)	Presupuesto Vigente	Comprometido	Presupuesto Disponible para Comprometer	Devengado	Comprometido No Devengado	Presupuesto Sin Devengar	Ejercido	Pagado	Cuentas por Pagar Deuda
Objeto	del Gasto											
3260	Arrendamiento de maquinaria, otros equipos y herramient	\$25,000.00	-\$2,434.29	\$22,565.71	\$0.00	\$22,565.71	\$0.00	\$0.00	\$22,565.71	\$0.00	\$0.00	\$0.00
3261	Arrendamiento de maquinaria, otros equipos y herramient	\$25,000.00	-\$2,434.29	\$22,565.71	\$0.00	\$22,565.71	\$0.00	\$0.00	\$22,565.71	\$0.00	\$0.00	\$0.00
3270	Arrendamiento de activos intangibles	\$164,216.08	\$0.00	\$164,216.08	\$36,330.88	\$127,885.20	\$36,330.88	\$0.00	\$127,885.20	\$36,330.88	\$36,330.88	\$0.00
3271	Arrendamiento de activos intangibles	\$164,216.08	\$0.00	\$164,216.08	\$36,330.88	\$127,885.20	\$36,330.88	\$0.00	\$127,885.20	\$36,330.88	\$36,330.88	\$0.00
3290	Otros arrendamientos	\$17,195.12	\$58,013.51	\$75,208.63	\$20,667.40	\$54,541.23	\$20,667.40	\$0.00	\$54,541.23	\$20,667.40	\$20,667.40	\$0.00
3291	Otros arrendamientos	\$17,195.12	\$58,013.51	\$75,208.63	\$20,667.40	\$54,541.23	\$20,667.40	\$0.00	\$54,541.23	\$20,667.40	\$20,667.40	\$0.00
<b>3300</b>	<b>SERVICIOS PROFESIONALES, CIENTÍFICOS, TÉCNICO</b>	<b>\$1,601,373.96</b>	<b>\$499,000.00</b>	<b>\$2,100,373.96</b>	<b>\$29,579.68</b>	<b>\$2,070,794.28</b>	<b>\$29,579.68</b>	<b>\$0.00</b>	<b>\$2,070,794.28</b>	<b>\$29,579.68</b>	<b>\$29,579.68</b>	<b>\$0.00</b>
3310	Servicios legales, de contabilidad, auditoría y relacionado	\$390,598.92	\$345,000.00	\$735,598.92	\$0.00	\$735,598.92	\$0.00	\$0.00	\$735,598.92	\$0.00	\$0.00	\$0.00
3311	Servicios legales, de contabilidad, auditoría y relacionado	\$390,598.92	\$345,000.00	\$735,598.92	\$0.00	\$735,598.92	\$0.00	\$0.00	\$735,598.92	\$0.00	\$0.00	\$0.00
3340	Servicios de capacitación	\$350,000.00	\$154,000.00	\$504,000.00	\$28,758.40	\$475,241.60	\$28,758.40	\$0.00	\$475,241.60	\$28,758.40	\$28,758.40	\$0.00
3341	Servicios de capacitación	\$350,000.00	\$154,000.00	\$504,000.00	\$28,758.40	\$475,241.60	\$28,758.40	\$0.00	\$475,241.60	\$28,758.40	\$28,758.40	\$0.00
3360	Servicios de apoyo administrativo, fotocopiado e impresió	\$40,335.81	\$0.00	\$40,335.81	\$821.28	\$39,514.53	\$821.28	\$0.00	\$39,514.53	\$821.28	\$821.28	\$0.00
3361	Servicios de apoyo administrativo, fotocopiado e impresió	\$40,335.81	\$0.00	\$40,335.81	\$821.28	\$39,514.53	\$821.28	\$0.00	\$39,514.53	\$821.28	\$821.28	\$0.00
3380	Servicios de vigilancia	\$820,439.23	\$0.00	\$820,439.23	\$0.00	\$820,439.23	\$0.00	\$0.00	\$820,439.23	\$0.00	\$0.00	\$0.00
3381	Servicios de vigilancia	\$820,439.23	\$0.00	\$820,439.23	\$0.00	\$820,439.23	\$0.00	\$0.00	\$820,439.23	\$0.00	\$0.00	\$0.00
<b>3400</b>	<b>SERVICIOS FINANCIEROS, BANCARIOS Y COMERCIAL</b>	<b>\$263,000.00</b>	<b>\$0.00</b>	<b>\$263,000.00</b>	<b>\$86,132.88</b>	<b>\$176,867.12</b>	<b>\$86,132.88</b>	<b>\$0.00</b>	<b>\$176,867.12</b>	<b>\$86,132.88</b>	<b>\$86,132.88</b>	<b>\$0.00</b>
3410	Servicios financieros y bancarios	\$38,000.00	\$0.00	\$38,000.00	\$2,572.88	\$35,427.12	\$2,572.88	\$0.00	\$35,427.12	\$2,572.88	\$2,572.88	\$0.00
3411	Servicios financieros y bancarios	\$38,000.00	\$0.00	\$38,000.00	\$2,572.88	\$35,427.12	\$2,572.88	\$0.00	\$35,427.12	\$2,572.88	\$2,572.88	\$0.00
3450	Seguro de bienes patrimoniales	\$135,000.00	\$0.00	\$135,000.00	\$65,444.49	\$69,555.51	\$65,444.49	\$0.00	\$69,555.51	\$65,444.49	\$65,444.49	\$0.00
3451	Seguro de bienes patrimoniales	\$135,000.00	\$0.00	\$135,000.00	\$65,444.49	\$69,555.51	\$65,444.49	\$0.00	\$69,555.51	\$65,444.49	\$65,444.49	\$0.00
3480	Comisiones por ventas	\$90,000.00	\$0.00	\$90,000.00	\$18,115.51	\$71,884.49	\$18,115.51	\$0.00	\$71,884.49	\$18,115.51	\$18,115.51	\$0.00
3481	Comisiones por ventas	\$90,000.00	\$0.00	\$90,000.00	\$18,115.51	\$71,884.49	\$18,115.51	\$0.00	\$71,884.49	\$18,115.51	\$18,115.51	\$0.00
<b>3500</b>	<b>SERVICIOS DE INSTALACIÓN, REPARACIÓN, MANTEN</b>	<b>\$310,672.68</b>	<b>\$0.00</b>	<b>\$310,672.68</b>	<b>\$12,290.96</b>	<b>\$298,381.72</b>	<b>\$12,290.96</b>	<b>\$0.00</b>	<b>\$298,381.72</b>	<b>\$12,290.96</b>	<b>\$12,290.96</b>	<b>\$0.00</b>
3510	Conservación y mantenimiento menor de inmuebles	\$75,000.00	\$0.00	\$75,000.00	\$0.00	\$75,000.00	\$0.00	\$0.00	\$75,000.00	\$0.00	\$0.00	\$0.00
3511	Conservación y mantenimiento menor de inmuebles	\$75,000.00	\$0.00	\$75,000.00	\$0.00	\$75,000.00	\$0.00	\$0.00	\$75,000.00	\$0.00	\$0.00	\$0.00
3520	Instalación, reparación y mantenimiento de mobiliario y ec	\$35,275.68	\$0.00	\$35,275.68	\$0.00	\$35,275.68	\$0.00	\$0.00	\$35,275.68	\$0.00	\$0.00	\$0.00
3521	Instalación, reparación y mantenimiento de mobiliario y ec	\$35,275.68	\$0.00	\$35,275.68	\$0.00	\$35,275.68	\$0.00	\$0.00	\$35,275.68	\$0.00	\$0.00	\$0.00
3530	Instalación, reparación y mantenimiento de equipo de có	\$31,617.00	\$0.00	\$31,617.00	\$0.00	\$31,617.00	\$0.00	\$0.00	\$31,617.00	\$0.00	\$0.00	\$0.00
3531	Instalación, reparación y mantenimiento de equipo de có	\$31,617.00	\$0.00	\$31,617.00	\$0.00	\$31,617.00	\$0.00	\$0.00	\$31,617.00	\$0.00	\$0.00	\$0.00
3550	Reparación y mantenimiento de equipo de transporte	\$36,000.00	\$0.00	\$36,000.00	\$10,654.97	\$25,345.03	\$10,654.97	\$0.00	\$25,345.03	\$10,654.97	\$10,654.97	\$0.00
3551	Reparación y mantenimiento de equipo de transporte	\$36,000.00	\$0.00	\$36,000.00	\$10,654.97	\$25,345.03	\$10,654.97	\$0.00	\$25,345.03	\$10,654.97	\$10,654.97	\$0.00



Usr: subplaneacion  
Rep: rptEstadoPresupuestoEgresos\_FF

# Instituto Tecnológico Superior de Tepeaca Estado de Puebla

## Estado del Ejercicio del Presupuesto por Fuente de Financiamiento Al 29/feb/2020

Fecha y hora de Impresión | 13/mar/2020  
11:16 a.m.

Fuente de Financiamiento		Aprobado	Ampliaciones / (Reducciones)	Presupuesto Vigente	Comprometido	Presupuesto Disponibile para Comprometer	Devengado	Comprometido No Devengado	Presupuesto Sin Devengar	Ejercido	Pagado	Cuentas por Pagar Deuda
Objeto	del Gasto											
3570	Instalación, reparación y mantenimiento de maquinaria, o	\$37,500.00	\$0.00	\$37,500.00	\$1,635.99	\$35,864.01	\$1,635.99	\$0.00	\$35,864.01	\$1,635.99	\$1,635.99	\$0.00
3571	Instalación, reparación y mantenimiento de maquinaria, o	\$37,500.00	\$0.00	\$37,500.00	\$1,635.99	\$35,864.01	\$1,635.99	\$0.00	\$35,864.01	\$1,635.99	\$1,635.99	\$0.00
3580	Servicios de limpieza y manejo de desechos	\$45,000.00	\$0.00	\$45,000.00	\$0.00	\$45,000.00	\$0.00	\$0.00	\$45,000.00	\$0.00	\$0.00	\$0.00
3581	Servicios de limpieza y manejo de desechos	\$45,000.00	\$0.00	\$45,000.00	\$0.00	\$45,000.00	\$0.00	\$0.00	\$45,000.00	\$0.00	\$0.00	\$0.00
3590	Servicios de jardinería y fumigación	\$50,280.00	\$0.00	\$50,280.00	\$0.00	\$50,280.00	\$0.00	\$0.00	\$50,280.00	\$0.00	\$0.00	\$0.00
3591	Servicios de jardinería y fumigación	\$50,280.00	\$0.00	\$50,280.00	\$0.00	\$50,280.00	\$0.00	\$0.00	\$50,280.00	\$0.00	\$0.00	\$0.00
<b>3600</b>	<b>SERVICIOS DE COMUNICACIÓN SOCIAL Y PUBLICIDA</b>	<b>\$220,000.00</b>	<b>\$0.00</b>	<b>\$220,000.00</b>	<b>\$144,959.40</b>	<b>\$75,040.60</b>	<b>\$144,959.40</b>	<b>\$0.00</b>	<b>\$75,040.60</b>	<b>\$144,959.40</b>	<b>\$144,959.40</b>	<b>\$0.00</b>
3610	Difusión por radio, televisión y otros medios de mensajes	\$220,000.00	\$0.00	\$220,000.00	\$144,959.40	\$75,040.60	\$144,959.40	\$0.00	\$75,040.60	\$144,959.40	\$144,959.40	\$0.00
3611	Difusión por radio, televisión y otros medios de mensajes	\$220,000.00	\$0.00	\$220,000.00	\$144,959.40	\$75,040.60	\$144,959.40	\$0.00	\$75,040.60	\$144,959.40	\$144,959.40	\$0.00
<b>3700</b>	<b>SERVICIOS DE TRASLADO Y VIÁTICOS</b>	<b>\$191,500.00</b>	<b>\$150,000.00</b>	<b>\$341,500.00</b>	<b>\$24,624.58</b>	<b>\$316,875.42</b>	<b>\$24,624.58</b>	<b>\$0.00</b>	<b>\$316,875.42</b>	<b>\$24,624.58</b>	<b>\$24,624.58</b>	<b>\$0.00</b>
3710	Pasajes aéreos	\$0.00	\$50,000.00	\$50,000.00	\$0.00	\$50,000.00	\$0.00	\$0.00	\$50,000.00	\$0.00	\$0.00	\$0.00
3711	Pasajes Aéreos Nacionales	\$0.00	\$50,000.00	\$50,000.00	\$0.00	\$50,000.00	\$0.00	\$0.00	\$50,000.00	\$0.00	\$0.00	\$0.00
3720	Pasajes terrestres	\$52,000.00	\$50,000.00	\$102,000.00	\$5,014.00	\$96,986.00	\$5,014.00	\$0.00	\$96,986.00	\$5,014.00	\$5,014.00	\$0.00
3721	Pasajes terrestres Nacionales	\$52,000.00	\$50,000.00	\$102,000.00	\$5,014.00	\$96,986.00	\$5,014.00	\$0.00	\$96,986.00	\$5,014.00	\$5,014.00	\$0.00
3750	Viáticos en el país	\$136,000.00	\$50,000.00	\$186,000.00	\$19,610.58	\$166,389.42	\$19,610.58	\$0.00	\$166,389.42	\$19,610.58	\$19,610.58	\$0.00
3751	Viáticos en el país	\$136,000.00	\$50,000.00	\$186,000.00	\$19,610.58	\$166,389.42	\$19,610.58	\$0.00	\$166,389.42	\$19,610.58	\$19,610.58	\$0.00
3780	Servicios integrales de traslado y viáticos	\$3,500.00	\$0.00	\$3,500.00	\$0.00	\$3,500.00	\$0.00	\$0.00	\$3,500.00	\$0.00	\$0.00	\$0.00
3781	Servicios integrales de traslado y viáticos	\$3,500.00	\$0.00	\$3,500.00	\$0.00	\$3,500.00	\$0.00	\$0.00	\$3,500.00	\$0.00	\$0.00	\$0.00
<b>3800</b>	<b>SERVICIOS OFICIALES</b>	<b>\$144,000.00</b>	<b>\$124,000.00</b>	<b>\$268,000.00</b>	<b>\$24,121.98</b>	<b>\$243,878.02</b>	<b>\$24,121.98</b>	<b>\$0.00</b>	<b>\$243,878.02</b>	<b>\$24,121.98</b>	<b>\$24,121.98</b>	<b>\$0.00</b>
3820	Gastos de orden social y cultural	\$59,000.00	\$124,000.00	\$183,000.00	\$24,121.98	\$158,878.02	\$24,121.98	\$0.00	\$158,878.02	\$24,121.98	\$24,121.98	\$0.00
3821	Gastos de orden social y cultural	\$59,000.00	\$124,000.00	\$183,000.00	\$24,121.98	\$158,878.02	\$24,121.98	\$0.00	\$158,878.02	\$24,121.98	\$24,121.98	\$0.00
3830	Congresos y convenciones	\$85,000.00	\$0.00	\$85,000.00	\$0.00	\$85,000.00	\$0.00	\$0.00	\$85,000.00	\$0.00	\$0.00	\$0.00
3831	Congresos y convenciones	\$85,000.00	\$0.00	\$85,000.00	\$0.00	\$85,000.00	\$0.00	\$0.00	\$85,000.00	\$0.00	\$0.00	\$0.00
<b>3900</b>	<b>OTROS SERVICIOS GENERALES</b>	<b>\$512,000.00</b>	<b>-\$15,579.22</b>	<b>\$496,420.78</b>	<b>\$2,743.00</b>	<b>\$493,677.78</b>	<b>\$2,743.00</b>	<b>\$0.00</b>	<b>\$493,677.78</b>	<b>\$2,743.00</b>	<b>\$2,743.00</b>	<b>\$0.00</b>
3920	Impuestos y derechos	\$112,000.00	\$0.00	\$112,000.00	\$2,743.00	\$109,257.00	\$2,743.00	\$0.00	\$109,257.00	\$2,743.00	\$2,743.00	\$0.00
3921	Impuestos y derechos	\$112,000.00	\$0.00	\$112,000.00	\$2,743.00	\$109,257.00	\$2,743.00	\$0.00	\$109,257.00	\$2,743.00	\$2,743.00	\$0.00
3980	Impuesto sobre nóminas y otros que se deriven de una re	\$250,000.00	-\$15,579.22	\$234,420.78	\$0.00	\$234,420.78	\$0.00	\$0.00	\$234,420.78	\$0.00	\$0.00	\$0.00
3981	Impuesto sobre nóminas y otros que se deriven de una re	\$250,000.00	-\$15,579.22	\$234,420.78	\$0.00	\$234,420.78	\$0.00	\$0.00	\$234,420.78	\$0.00	\$0.00	\$0.00
3990	Otros servicios generales	\$150,000.00	\$0.00	\$150,000.00	\$0.00	\$150,000.00	\$0.00	\$0.00	\$150,000.00	\$0.00	\$0.00	\$0.00
3991	Otros servicios generales	\$150,000.00	\$0.00	\$150,000.00	\$0.00	\$150,000.00	\$0.00	\$0.00	\$150,000.00	\$0.00	\$0.00	\$0.00
<b>FEDERAL</b>		<b>\$20,198,914.00</b>	<b>\$1,502,348.00</b>	<b>\$21,701,262.00</b>	<b>\$691,402.98</b>	<b>\$21,009,859.02</b>	<b>\$674,002.98</b>	<b>\$17,400.00</b>	<b>\$21,027,259.02</b>	<b>\$674,002.98</b>	<b>\$674,002.98</b>	<b>\$0.00</b>



Usr: subplaneacion  
Rep: rptEstadoPresupuestoEgresos\_FF

# Instituto Tecnológico Superior de Tepeaca Estado de Puebla

## Estado del Ejercicio del Presupuesto por Fuente de Financiamiento Al 29/feb/2020

Fecha y hora de Impresión | 13/mar/2020  
11:16 a.m.

Objeto del Gasto	Fuente de Financiamiento Aprobado	Ampliaciones / (Reducciones)	Presupuesto Vigente	Comprometido	Presupuesto Disponible para Comprometer	Devengado	Comprometido No Devengado	Presupuesto Sin Devengar	Ejercido	Pagado	Cuentas por Pagar Deuda	
<b>16</b>	<b>ESTATAL</b>											
<b>1000</b>	<b>SERVICIOS PERSONALES</b>	<b>\$20,198,914.00</b>	<b>\$0.00</b>	<b>\$20,198,914.00</b>	<b>\$4,729,441.55</b>	<b>\$15,469,472.45</b>	<b>\$4,729,441.55</b>	<b>\$0.00</b>	<b>\$15,469,472.45</b>	<b>\$4,729,441.55</b>	<b>\$4,518,208.84</b>	<b>\$211,232.71</b>
<b>1100</b>	<b>REMUNERACIONES AL PERSONAL DE CARÁCTER PE</b>	<b>\$11,994,834.40</b>	<b>-\$4,912.92</b>	<b>\$11,989,921.48</b>	<b>\$3,343,663.57</b>	<b>\$8,646,257.91</b>	<b>\$3,343,663.57</b>	<b>\$0.00</b>	<b>\$8,646,257.91</b>	<b>\$3,343,663.57</b>	<b>\$3,343,663.57</b>	<b>\$0.00</b>
1130	Sueldos base al personal permanente	\$11,994,834.40	-\$4,912.92	\$11,989,921.48	\$3,343,663.57	\$8,646,257.91	\$3,343,663.57	\$0.00	\$8,646,257.91	\$3,343,663.57	\$3,343,663.57	\$0.00
1131	Sueldo Base al Personal de Base	\$11,994,834.40	-\$4,912.92	\$11,989,921.48	\$3,343,663.57	\$8,646,257.91	\$3,343,663.57	\$0.00	\$8,646,257.91	\$3,343,663.57	\$3,343,663.57	\$0.00
<b>1300</b>	<b>REMUNERACIONES ADICIONALES Y ESPECIALES</b>	<b>\$1,736,752.60</b>	<b>\$4,912.92</b>	<b>\$1,741,665.52</b>	<b>\$151,792.69</b>	<b>\$1,589,872.83</b>	<b>\$151,792.69</b>	<b>\$0.00</b>	<b>\$1,589,872.83</b>	<b>\$151,792.69</b>	<b>\$151,792.69</b>	<b>\$0.00</b>
1310	Primas por años de servicios efectivos prestados	\$381,802.56	\$0.00	\$381,802.56	\$137,746.99	\$244,055.57	\$137,746.99	\$0.00	\$244,055.57	\$137,746.99	\$137,746.99	\$0.00
1311	Primas por años de servicios efectivos prestados	\$381,802.56	\$0.00	\$381,802.56	\$137,746.99	\$244,055.57	\$137,746.99	\$0.00	\$244,055.57	\$137,746.99	\$137,746.99	\$0.00
1320	Primas de vacaciones, dominical y gratificación de fin de año	\$1,354,950.04	\$4,912.92	\$1,359,862.96	\$14,045.70	\$1,345,817.26	\$14,045.70	\$0.00	\$1,345,817.26	\$14,045.70	\$14,045.70	\$0.00
1321	Primas de vacaciones y Dominical	\$1,354,950.04	-\$4,061.42	\$1,350,888.62	\$5,071.36	\$1,345,817.26	\$5,071.36	\$0.00	\$1,345,817.26	\$5,071.36	\$5,071.36	\$0.00
1322	Gratificación de fin de año	\$0.00	\$8,974.34	\$8,974.34	\$8,974.34	\$0.00	\$8,974.34	\$0.00	\$0.00	\$8,974.34	\$8,974.34	\$0.00
<b>1400</b>	<b>SEGURIDAD SOCIAL</b>	<b>\$5,223,286.84</b>	<b>\$0.00</b>	<b>\$5,223,286.84</b>	<b>\$863,283.18</b>	<b>\$4,360,003.66</b>	<b>\$863,283.18</b>	<b>\$0.00</b>	<b>\$4,360,003.66</b>	<b>\$863,283.18</b>	<b>\$652,050.47</b>	<b>\$211,232.71</b>
1410	Aportaciones de seguridad social	\$4,591,523.32	\$0.00	\$4,591,523.32	\$820,119.05	\$3,771,404.27	\$820,119.05	\$0.00	\$3,771,404.27	\$820,119.05	\$619,447.98	\$200,671.07
1411	Aportaciones de seguridad social	\$4,591,523.32	\$0.00	\$4,591,523.32	\$820,119.05	\$3,771,404.27	\$820,119.05	\$0.00	\$3,771,404.27	\$820,119.05	\$619,447.98	\$200,671.07
1420	Aportaciones a fondos de vivienda	\$240,757.68	\$0.00	\$240,757.68	\$43,164.13	\$197,593.55	\$43,164.13	\$0.00	\$197,593.55	\$43,164.13	\$32,602.49	\$10,561.64
1421	Aportaciones a fondos de vivienda	\$240,757.68	\$0.00	\$240,757.68	\$43,164.13	\$197,593.55	\$43,164.13	\$0.00	\$197,593.55	\$43,164.13	\$32,602.49	\$10,561.64
1430	Aportaciones al sistema para el retiro	\$391,005.84	\$0.00	\$391,005.84	\$0.00	\$391,005.84	\$0.00	\$0.00	\$391,005.84	\$0.00	\$0.00	\$0.00
1431	Aportaciones al sistema para el retiro	\$391,005.84	\$0.00	\$391,005.84	\$0.00	\$391,005.84	\$0.00	\$0.00	\$391,005.84	\$0.00	\$0.00	\$0.00
<b>1500</b>	<b>OTRAS PRESTACIONES SOCIALES Y ECONÓMICAS</b>	<b>\$1,141,916.86</b>	<b>\$0.00</b>	<b>\$1,141,916.86</b>	<b>\$333,737.31</b>	<b>\$808,179.55</b>	<b>\$333,737.31</b>	<b>\$0.00</b>	<b>\$808,179.55</b>	<b>\$333,737.31</b>	<b>\$333,737.31</b>	<b>\$0.00</b>
1520	Indemnizaciones	\$150,000.00	\$0.00	\$150,000.00	\$10,000.00	\$140,000.00	\$10,000.00	\$0.00	\$140,000.00	\$10,000.00	\$10,000.00	\$0.00
1521	Indemnizaciones	\$150,000.00	\$0.00	\$150,000.00	\$10,000.00	\$140,000.00	\$10,000.00	\$0.00	\$140,000.00	\$10,000.00	\$10,000.00	\$0.00
1590	Otras prestaciones sociales y económicas	\$991,916.86	\$0.00	\$991,916.86	\$323,737.31	\$668,179.55	\$323,737.31	\$0.00	\$668,179.55	\$323,737.31	\$323,737.31	\$0.00
1591	Otras prestaciones sociales y económicas	\$991,916.86	\$0.00	\$991,916.86	\$323,737.31	\$668,179.55	\$323,737.31	\$0.00	\$668,179.55	\$323,737.31	\$323,737.31	\$0.00
<b>1700</b>	<b>PAGO DE ESTÍMULOS A SERVIDORES PÚBLICOS</b>	<b>\$102,123.30</b>	<b>\$0.00</b>	<b>\$102,123.30</b>	<b>\$36,964.80</b>	<b>\$65,158.50</b>	<b>\$36,964.80</b>	<b>\$0.00</b>	<b>\$65,158.50</b>	<b>\$36,964.80</b>	<b>\$36,964.80</b>	<b>\$0.00</b>
1710	Estímulos	\$102,123.30	\$0.00	\$102,123.30	\$36,964.80	\$65,158.50	\$36,964.80	\$0.00	\$65,158.50	\$36,964.80	\$36,964.80	\$0.00
1711	Estímulos	\$102,123.30	\$0.00	\$102,123.30	\$36,964.80	\$65,158.50	\$36,964.80	\$0.00	\$65,158.50	\$36,964.80	\$36,964.80	\$0.00
<b>ESTATAL</b>		<b>\$20,198,914.00</b>	<b>\$0.00</b>	<b>\$20,198,914.00</b>	<b>\$4,729,441.55</b>	<b>\$15,469,472.45</b>	<b>\$4,729,441.55</b>	<b>\$0.00</b>	<b>\$15,469,472.45</b>	<b>\$4,729,441.55</b>	<b>\$4,518,208.84</b>	<b>\$211,232.71</b>
<b>17</b>	<b>CAPTACION DE DERECHOS</b>											
<b>1000</b>	<b>SERVICIOS PERSONALES</b>	<b>\$2,072,000.00</b>	<b>\$0.00</b>	<b>\$2,072,000.00</b>	<b>\$0.00</b>	<b>\$2,072,000.00</b>	<b>\$0.00</b>	<b>\$0.00</b>	<b>\$2,072,000.00</b>	<b>\$0.00</b>	<b>\$0.00</b>	<b>\$0.00</b>





Usr: subplaneacion  
Rep: rptEstadoPresupuestoEgresos\_FF

Instituto Tecnológico Superior de Tepeaca  
Estado de Puebla


Estado del Ejercicio del Presupuesto por Fuente de Financiamiento Al 29/feb/2020

Fecha y hora de Impresión | 13/mar/2020  
11:16 a.m.

Fuente de Financiamiento		Aprobado	Ampliaciones / (Reducciones)	Presupuesto Vigente	Comprometido	Presupuesto Disponible para Comprometer	Devengado	Comprometido No Devengado	Presupuesto Sin Devengar	Ejercido	Pagado	Cuentas por Pagar Deuda
Objeto	del Gasto											
1500	OTRAS PRESTACIONES SOCIALES Y ECONÓMICAS	\$1,500,000.00	\$0.00	\$1,500,000.00	\$0.00	\$1,500,000.00	\$0.00	\$0.00	\$1,500,000.00	\$0.00	\$0.00	\$0.00
1520	Indemnizaciones	\$1,500,000.00	\$0.00	\$1,500,000.00	\$0.00	\$1,500,000.00	\$0.00	\$0.00	\$1,500,000.00	\$0.00	\$0.00	\$0.00
1521	Indemnizaciones	\$1,500,000.00	\$0.00	\$1,500,000.00	\$0.00	\$1,500,000.00	\$0.00	\$0.00	\$1,500,000.00	\$0.00	\$0.00	\$0.00
1700	PAGO DE ESTÍMULOS A SERVIDORES PÚBLICOS	\$572,000.00	\$0.00	\$572,000.00	\$0.00	\$572,000.00	\$0.00	\$0.00	\$572,000.00	\$0.00	\$0.00	\$0.00
1710	Estímulos	\$572,000.00	\$0.00	\$572,000.00	\$0.00	\$572,000.00	\$0.00	\$0.00	\$572,000.00	\$0.00	\$0.00	\$0.00
1711	Estímulos	\$572,000.00	\$0.00	\$572,000.00	\$0.00	\$572,000.00	\$0.00	\$0.00	\$572,000.00	\$0.00	\$0.00	\$0.00
3000	SERVICIOS GENERALES	\$917,780.00	\$0.00	\$917,780.00	\$115,984.74	\$801,795.26	\$115,984.74	\$0.00	\$801,795.26	\$115,984.74	\$58,448.94	\$57,535.80
3900	OTROS SERVICIOS GENERALES	\$917,780.00	\$0.00	\$917,780.00	\$115,984.74	\$801,795.26	\$115,984.74	\$0.00	\$801,795.26	\$115,984.74	\$58,448.94	\$57,535.80
3920	Impuestos y derechos	\$145,772.00	\$0.00	\$145,772.00	\$0.00	\$145,772.00	\$0.00	\$0.00	\$145,772.00	\$0.00	\$0.00	\$0.00
3921	Impuestos y derechos	\$145,772.00	\$0.00	\$145,772.00	\$0.00	\$145,772.00	\$0.00	\$0.00	\$145,772.00	\$0.00	\$0.00	\$0.00
3980	Impuesto sobre nóminas y otros que se deriven de una re	\$772,008.00	\$0.00	\$772,008.00	\$115,984.74	\$656,023.26	\$115,984.74	\$0.00	\$656,023.26	\$115,984.74	\$58,448.94	\$57,535.80
3981	Impuesto sobre nóminas y otros que se deriven de una re	\$772,008.00	\$0.00	\$772,008.00	\$115,984.74	\$656,023.26	\$115,984.74	\$0.00	\$656,023.26	\$115,984.74	\$58,448.94	\$57,535.80
4000	TRANSFERENCIAS, ASIGNACIONES, SUBSIDIO	\$0.00	\$136,083.35	\$136,083.35	\$136,083.35	\$0.00	\$136,083.35	\$0.00	\$0.00	\$136,083.35	\$136,083.35	\$0.00
4200	TRANSFERENCIAS AL RESTO DEL SECTOR PÚBLICO	\$0.00	\$136,083.35	\$136,083.35	\$136,083.35	\$0.00	\$136,083.35	\$0.00	\$0.00	\$136,083.35	\$136,083.35	\$0.00
4220	Transferencias otorgadas para entidades paraestatales er	\$0.00	\$136,083.35	\$136,083.35	\$136,083.35	\$0.00	\$136,083.35	\$0.00	\$0.00	\$136,083.35	\$136,083.35	\$0.00
4221	Transferencias otorgadas para entidades paraestatales er	\$0.00	\$136,083.35	\$136,083.35	\$136,083.35	\$0.00	\$136,083.35	\$0.00	\$0.00	\$136,083.35	\$136,083.35	\$0.00
<b>CAPTACION DE DERECHOS</b>		<b>\$2,989,780.00</b>	<b>\$136,083.35</b>	<b>\$3,125,863.35</b>	<b>\$252,068.09</b>	<b>\$2,873,795.26</b>	<b>\$252,068.09</b>	<b>\$0.00</b>	<b>\$2,873,795.26</b>	<b>\$252,068.09</b>	<b>\$194,532.29</b>	<b>\$57,535.80</b>
<b>Total Final</b>		<b>\$44,130,734.25</b>	<b>\$1,638,431.35</b>	<b>\$45,769,165.60</b>	<b>\$5,672,912.62</b>	<b>\$40,096,252.98</b>	<b>\$5,655,512.62</b>	<b>\$17,400.00</b>	<b>\$40,113,652.98</b>	<b>\$5,655,512.62</b>	<b>\$5,386,744.11</b>	<b>\$268,768.51</b>


Objeto del Gasto	Fuente de Financiamiento	Aprobado	Ampliaciones / (Reducciones)	Presupuesto Vigente	Comprometido	Presupuesto Disponible para Comprometer	Devengado	Comprometido No Devengado	Presupuesto Sin Devengar	Ejercido	Pagado	Cuentas por Pagar Deuda



---

DRA. MARIA LUISA JUAREZ HERNANDEZ  
DIRECTORA GENERAL



---

MI. GABRIELA CECILIA PORTES FLORES LARA  
SUBDIRECTORA DE PLANEACIÓN Y EVALUACIÓN


---

MIA. JOSÉ GUADALUPE AGUILAR JIMÉNEZ  
DIRECTOR DE PLANEACION, ADMINISTRACION Y FINANZAS


---

M.A. SELENE CABAÑAS AGUILERA  
SUBDIRECTORA DE ADMINISTRACION Y FINANZAS

